



ಬೃಹತ್ ಬೆಂಗಳೂರು ಮಹಾನಗರ ಪಾಲಿಕೆ
Bruhat Bengaluru Mahanagara Palike



BBMP COVID-19 WAR ROOM 12.08.2022

BBMP / COVID-19 WAR ROOM / BULLETIN – 872 /12.08.2022 / #BBMPfightsCOVID19



OVERVIEW OF COVID-19 IN BENGALURU

CASE TRENDS ACTIVE CASES **7,102**

<u>Confirmed Cases</u>	<u>Recovered Cases</u>	<u>Death Cases</u>
1,202 18,50,049 #	1,145 18,25,968 #	0 16,979 #

HOSPITALIZATION **56**

<u>ICU – V</u>	<u>ICU</u>	<u>HDU</u>	<u>General</u>
-	17	6	33

INCLUDES GOVT. QUOTA AND PRIVATE WALK-IN HOSPITALIZATION

VACCINATION **6,655** 2,02,44,580 #

<u>First Dose</u>	<u>Second Dose</u>	<u>Precaution Dose</u>
221 96,65,881 #	1,618 94,34,458 #	4,816 11,44,241 #

TRIAGING

<u>MTU</u>
17

Tele Triage

891

ACTIVE CLUSTERS

21

Budding Clusters (<5 Cases)

21

Clusters (> 5 cases)

0

TESTING **16,818** 3,12,35,382 #

<u>RAT</u>	<u>RTPCR</u>
3,852	12,966

Positivity : 6.94%
*FOR LAST 7 DAYS

: indicates cumulative numbers till date



ABSTRACT OF COVID-19 SCENARIO IN BENGALURU



	MALE			FEMALE			TRANSGENDER			TOTAL		
	Last 24 Hours	Last 7 Days	Cumulative	Last 24 Hours	Last 7 Days	Cumulative	Last 24 Hours	Last 7 Days	Cumulative	Last 24 Hours	Last 7 Days	Cumulative
Positive Cases	648	4,142	10,91,396	554	3,338	7,57,761	0	0	196	1,202	7,480	18,50,049
Recovered Cases	665	4,869	10,76,506	480	3,845	7,49,370	0	0	185	1,145	8,714	18,25,968
Death Cases	0	1	10,752	0	1	6,223	0	0	4	0	2	16,979
Total Tests Done	In Last 24 hrs. : 16,818			In last 7 days : 1,07,725			Cumulative : 3,12,35,382					
Vaccine Doses Administered	In Last 24 hrs. : 6,655			In last 7 days : 52,677			Cumulative : 2,02,44,580					
ACTIVE CASES							7,102					

*Covid deaths occurred today : 00 | Covid deaths occurred beyond last 24hrs., reported today : 00

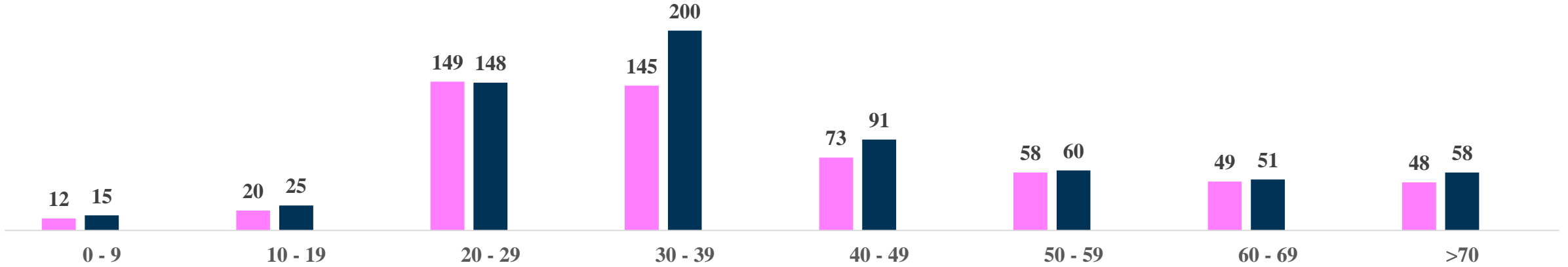


LAST 24 HOURS AGE GROUP AND GENDER WISE DISTRIBUTION

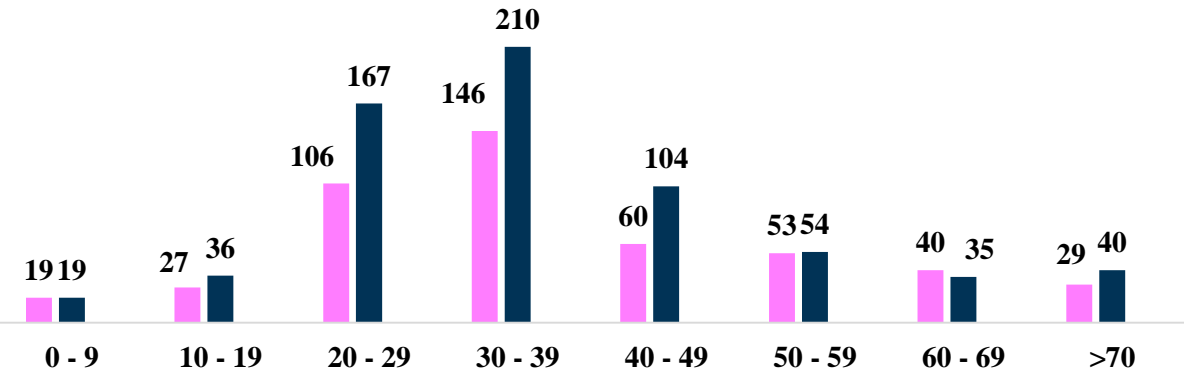


Positive Cases : 1,202

Female Male Transgender



Recovered Cases : 1,145

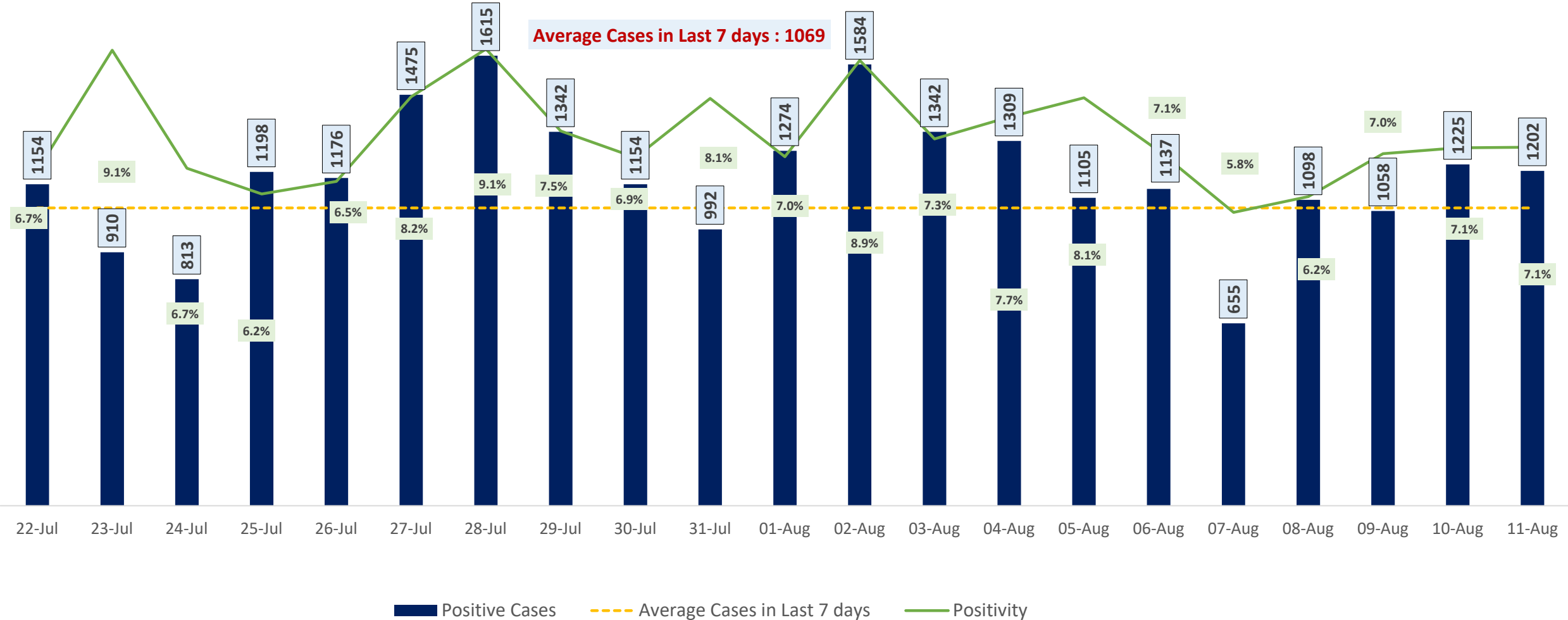


Death Cases : 0

0 to 9 10 to 19 20 to 29 30 to 39 40 to 49 50 to 59 60 to 69 >=70



POSITIVITY RATE OF BENGALURU – LAST 21 DAYS

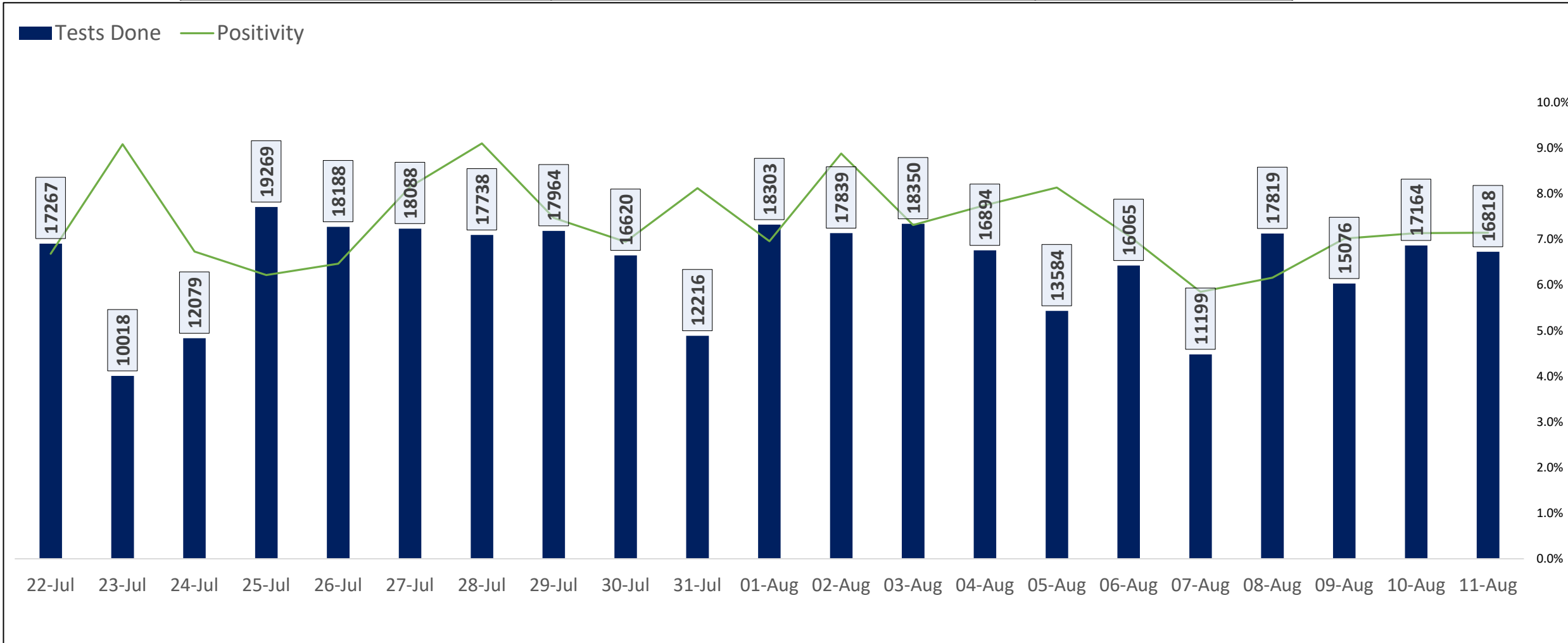




TESTING TRENDS IN BENGALURU

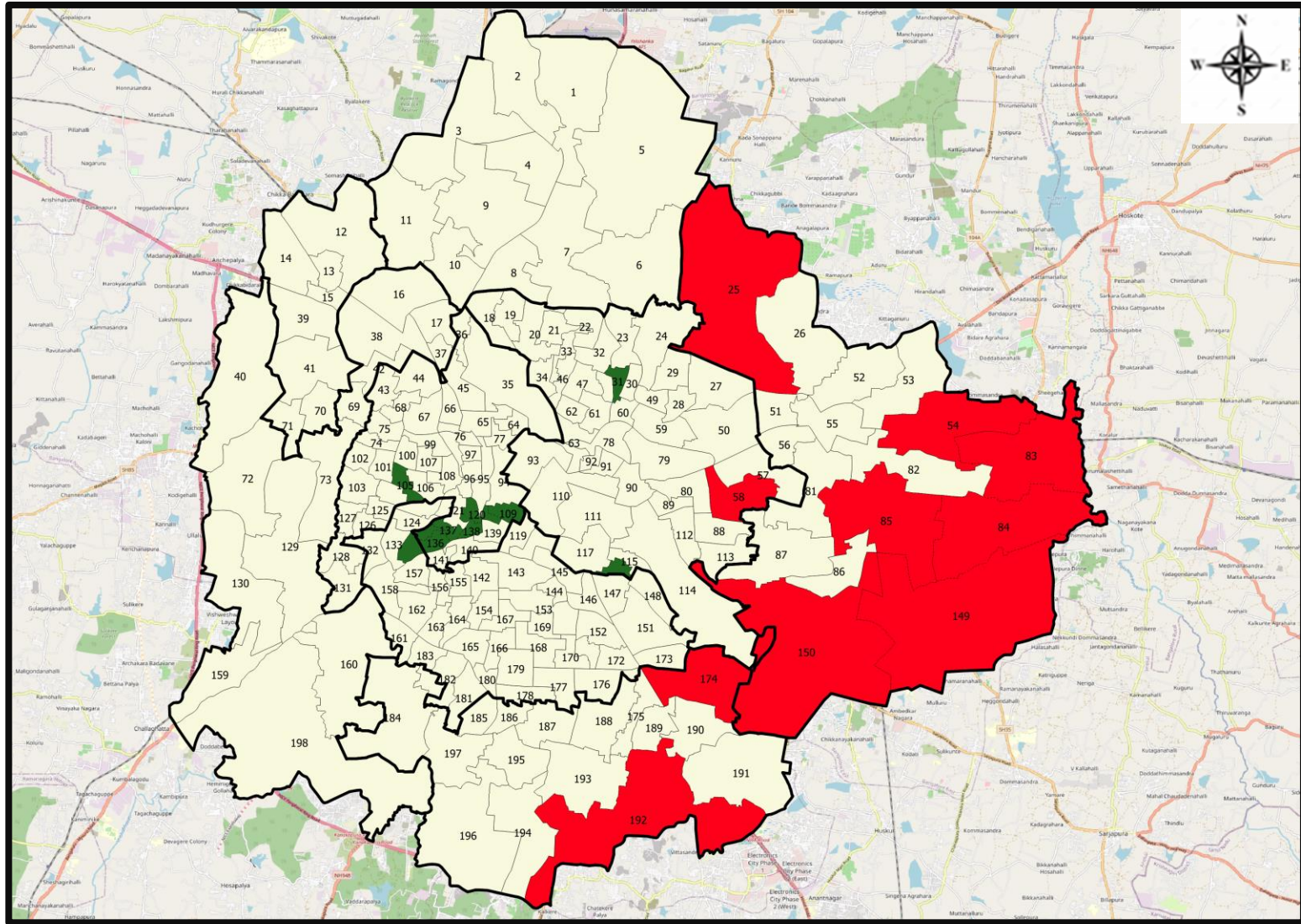


Total Test Conducted Till Date	Test Conducted Last 24 hours	Last 7 Days Average
3,12,35,382	16,818	15,389





BENGALURU URBAN MAP SHOWING TREND OF POSITIVE CASES IN LAST 7 DAYS



Top 10 wards reporting highest number of positive cases in last 7 days

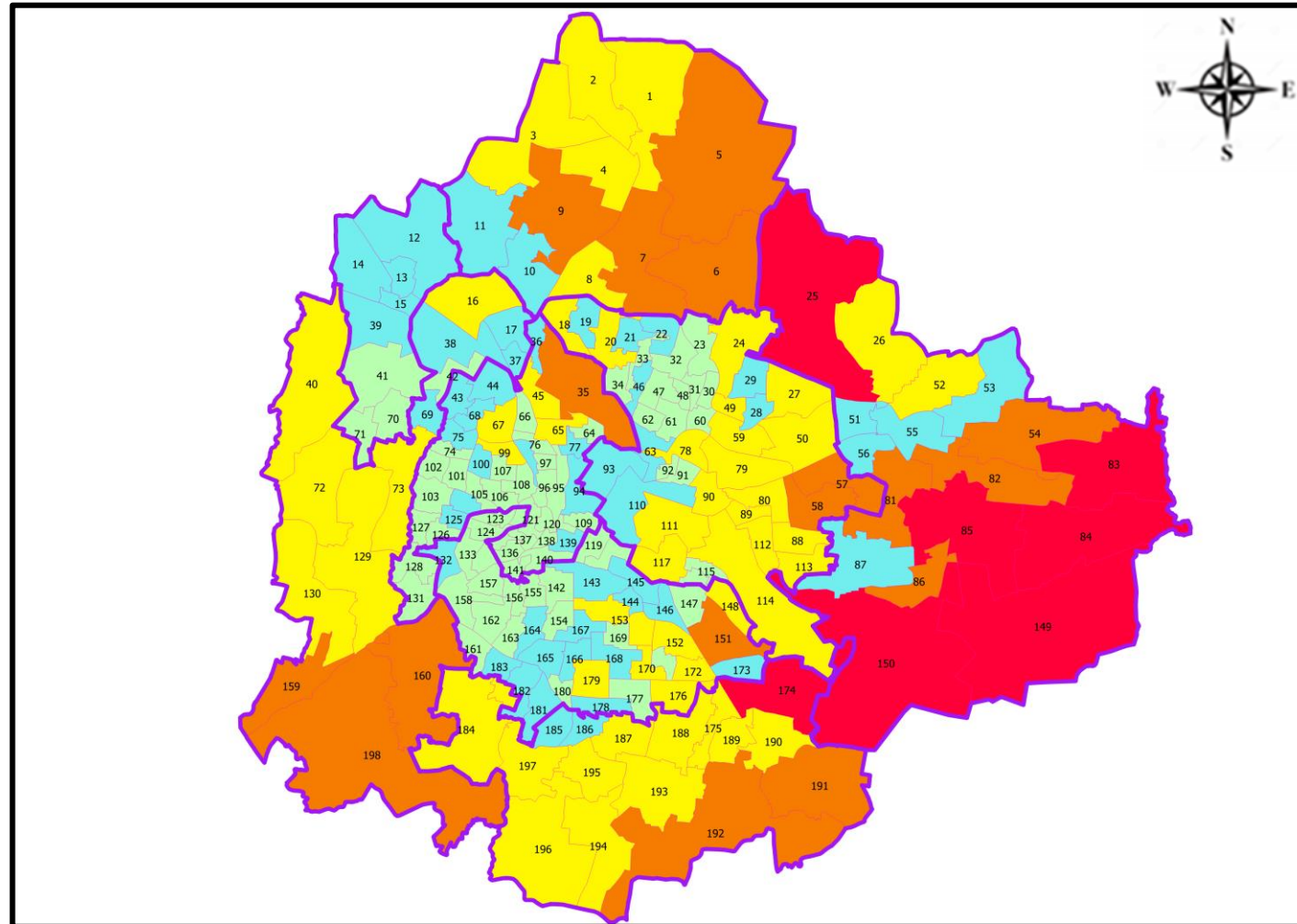
Ward No.	Ward Name	Daily Cases Average
150	Bellanduru	71
85	Dodda Nekkundi	40
174	HSR Layout	27
25	Horamavu	26
83	Kadugodi	25
149	Varthuru	24
84	Hagadur	21
192	Begur	17
58	New Tippasandra	16
54	Hudi	15

Top 10 wards reporting least number of positive cases in last 7 days

Ward No.	Ward Name	Daily Cases Average
137	Rayapura	0
136	Jagajivanram Nagar	0
135	Padarayanapura	0
134	Bapuji Nagar	0
120	Cottonpete	0
116	Nilasandra	0
109	Chickpete	0
105	Agrahara Dasarahalli	0
31	Kushal Nagar	0
138	Chalavadipalya	0



BENGALURU MAP SHOWING INTENSITY OF POSITIVE CASES IN LAST 7 DAYS



- Level 1 : 0 to 10 Cases
- Level 2 : 10 to 25 Cases
- Level 3 : 25 to 75 Cases
- Level 4 : 75 to 150 Cases
- Level 5 : More than 150 Cases
- Zone Boundaries

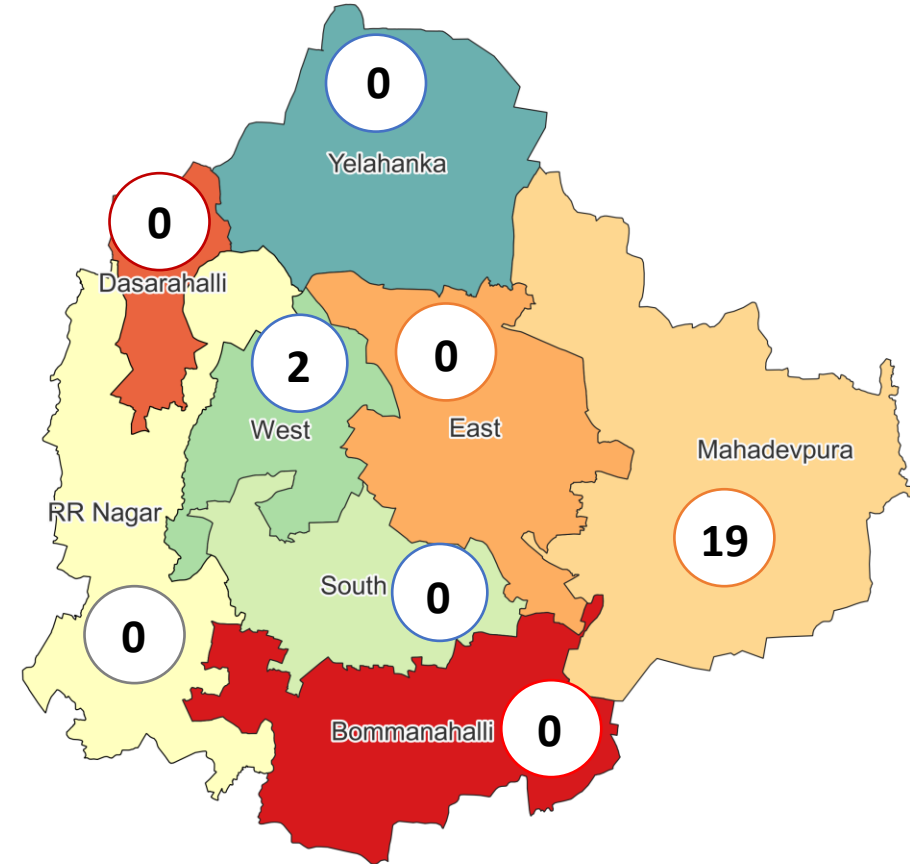


CLUSTER DETAILS



Zone Name	TOTAL CLUSTERS	Budding Clusters	Clusters	Outbreaks
		Less Than 5 Cases	5 To 14 Cases	More Than 14 Cases
BOMMANAHALLI	0 (-)	0 (-)	0 (-)	0 (-)
DASARAHALLI	0 (-)	0 (-)	0 (-)	0 (-)
EAST	0 (-)	0 (-)	0 (-)	0 (-)
MAHADEVPURA	19 (-)	19 (-)	0 (-)	0 (-)
RR NAGAR	0 (-)	0 (-)	0 (-)	0 (-)
SOUTH	0 (-)	0 (-)	0 (-)	0 (-)
WEST	2 (-)	2 (-)	0 (-)	0 (-)
YELAHANKHA	0 (-)	0 (-)	0 (-)	0 (-)
TOTAL	21 (-)	21 (-)	0 (-)	0 (-)

Total Active Clusters



Types of Clusters

Zone Name	Apartments/ Villa	Individual House	Hostels/Quarters	Others	Schools/Colleges
BOMMANAHALLI	0 (-)	0 (-)	0 (-)	0 (-)	0 (-)
DASARAHALLI	0 (-)	0 (-)	0 (-)	0 (-)	0 (-)
EAST	0 (-)	0 (-)	0 (-)	0 (-)	0 (-)
MAHADEVPURA	19 (-)	0 (-)	0 (-)	0 (-)	0 (-)
RR NAGAR	0 (-)	0 (-)	0 (-)	0 (-)	0 (-)
SOUTH	0 (-)	0 (-)	0 (-)	0 (-)	0 (-)
WEST	1 (-)	1 (-)	0 (-)	0 (-)	0 (-)
YELAHANKHA	0 (-)	0 (-)	0 (-)	0 (-)	0 (-)
TOTAL	20 (-)	1 (-)	0 (-)	0 (-)	0 (-)

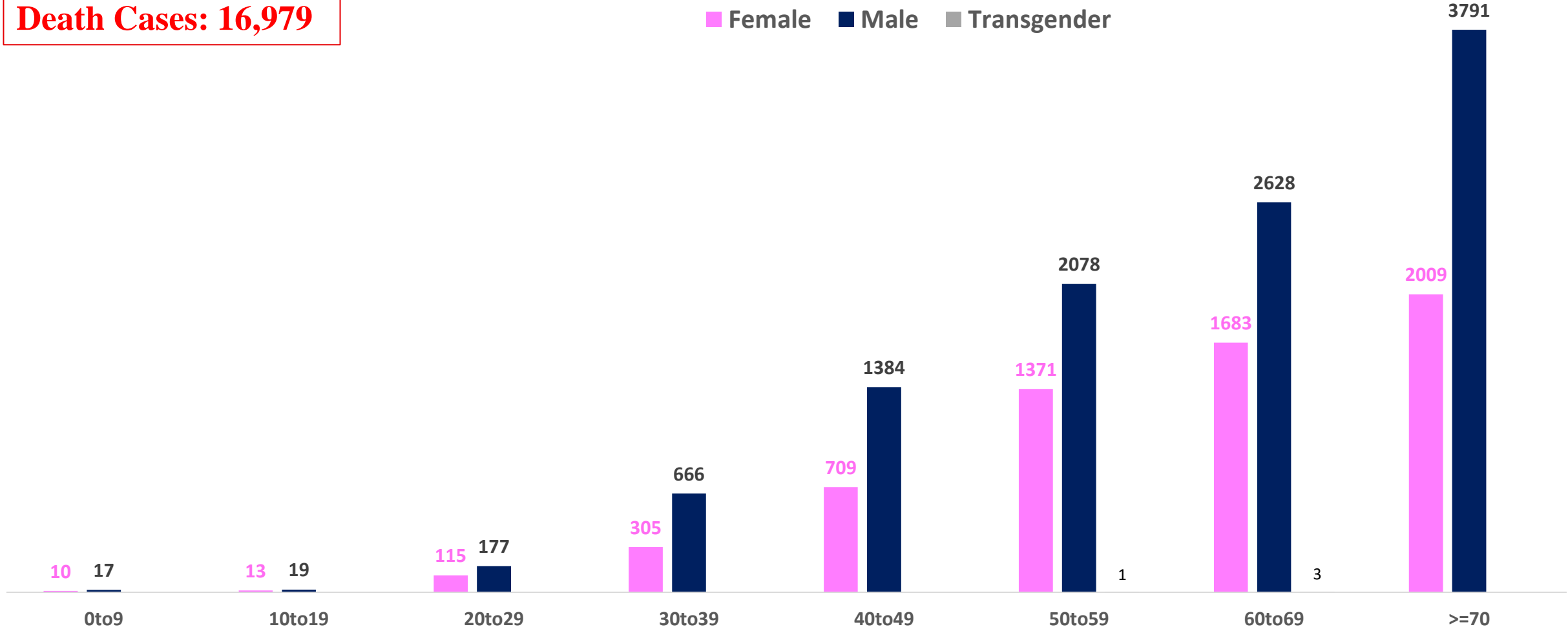
▲▼ : Shows increase and decrease in numbers as compared to previous day



AGE AND GENDER WISE DISTRIBUTION OF DEATH CASES



Death Cases: 16,979





VACCINATION COVERAGE AS ON 11.08.2022



Total Doses Administered

2,02,44,580

▲ 6,655

Total 12-14 years Population : 2.82 Lakhs

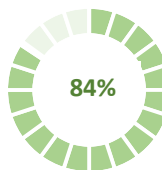
1ST DOSE



2,91,653
Doses administered

▲ 64

2ND DOSE

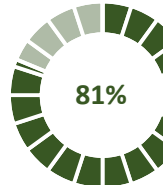


2,37,301
Doses administered

▲ 394

Total 15-18 years Population : 4.42 Lakhs

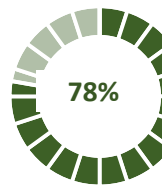
1ST DOSE



3,59,128
Doses administered

▲ 12

2ND DOSE

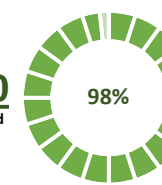


3,43,610
Doses administered

▲ 877

Total adult Population : 91.7 Lakhs

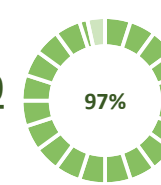
1ST DOSE



90,15,100
Doses administered

▲ 145

2ND DOSE



88,53,547
Doses administered

▲ 347

Priority Group*

Health Care Workers

Dose 1

2,10,378

Doses administered

▲ 0

Dose 2

2,07,064

Doses administered

▲ 0

Frontline Workers

Dose 1

3,81,984

Doses administered

▲ 3

Dose 2

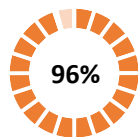
3,73,322

Doses administered

▲ 1

45 – 59 Years Coverage

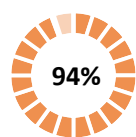
Dose 1



16,95,417
Doses administered

▲ 16

Dose 2

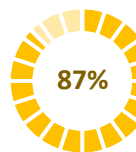


16,72,693
Doses administered

▲ 47

18 - 44 Years Coverage

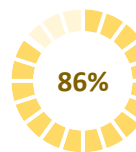
Dose 1



57,46,836
Doses administered

▲ 115

Dose 2



56,36,061
Doses administered

▲ 279

60 + Years Coverage

Dose 1



9,80,485
Doses administered

▲ 11

Dose 2



9,64,407
Doses administered

▲ 20

PRECAUTION DOSE



11,44,241

Doses administered

▲ 4,816

PRECAUTION DOSES ADMINISTERED

Health Care Workers

93,582

Booster Doses administered

▲ 89

Front Line Workers

1,32,982

Booster Doses administered

▲ 249

60 + Years Coverage

3,79,751

Booster Doses administered

▲ 311

18 + Years Coverage

5,37,926

Booster Doses administered

▲ 4,167

▲ indicates the increase in last 24 hours



COVID-19 SCENARIO IN BENGALURU AND OTHER METROPOLITIAN CITIES



CITY NAME	Positive Cases	Active Cases	Recovered	Deceased	Vaccine Doses Administered
New Delhi	19,78,266	8,840	19,43,069	26,357	3,60,38,334
Bengaluru*	18,50,049	7,102	18,25,968	16,979	2,34,30,247
Mumbai	11,29,046	3,818	11,05,566	19,662	2,19,24,840
Chennai	7,85,332	3,073	7,73,190	9,069	1,10,40,915

Source : <https://dashboard.cowin.gov.in/> at 5:00pm (12.08.2022)
Source : <https://www.covid19bharat.org/> at 5:00pm(12.08.2022)

*includes BBMP & Bengaluru Urban



SNAPSHOT OF COVID-19 CASES IN BENGALURU URBAN



**Total Wards With
< =10 Cases* :
68**

**Tests Conducted
on 11.08.2022:
16,818**

**Recovery
Rate*:
98.70%**

**Total
Active Cases :
7,102**

**Total Vaccinated
on 11.08.2022:
6,655**

**Positivity
Rate* :
6.94%**

**Active
Rate*:
0.38%**

**Case
Fatality Rate* :
0.03%**





*Total positive cases In the past 7 days

*CFR and positivity is for Past 7 days



ಬೃಹತ್ ಬೆಂಗಳೂರು ಮಹಾನಗರ ಪಾಲಿಕೆ
Bruhat Bengaluru Mahanagara Palike




Download BBMP Bulletin	https://apps.bbmpgov.in/covid19/mediabulletin.php
To register for vaccination :	https://selfregistration.cowin.gov.in/
BBMP COVID19 Dashboard:	https://apps.bbmpgov.in/covid19/
Follow us on:	 www.facebook.com/bbmp.comm1/
	 twitter.com/BBMPCOMM
	  BBMPSplHealth

Issued by:


Honorable Chief Commissioner, BBMP
Special Commissioner Health & IT, BBMP
MD, Bengaluru Smart City Limited

THANK YOU !




Bruhat Bengaluru Mahanagara Palike
N.R Square, Bengaluru - 560 002.


Covid-19 - Precautionary measures to be adhered by the public




It is mandatory to wear a mask to cover the mouth and nose in public places




Frequent washing of hands with soap or sanitizer




Keep a handkerchief or other garment in case of sneezing, coughing



Avoid touching of Mouth, nose and eyes with your hand



Spitting, urinating, or littering is prohibited in public places



Maintain Safe distance from others (Physical distance at least 6 feet)

• Penalty will be imposed if the mask is not worn or maintain physical space

• If you have any symptoms kindly get yourself checked in any one of the free testing centers immediately.

The public must comply with the above instructions to help control the Covid-19 virus

Rakesh Singh, I.A.S
Administrator, BBMP

Tushar Giri Nath, I.A.S
Chief Commissioner, BBMP

Control Room: 080-2266 0000, 2222 1188 TOLL FREE No. : 1533

*ಇಲ್ಲಿ ನೈರಸ್ಯದ ಕಾರ್ಯ ಮಾಡುವಾಗ ಸಾಮಾನ್ಯವಾಗಿ ಮುಖಕ್ಕೆ ಮುಖಕ್ಕೆ ದೂರವನ್ನು ಕಡಿಗಾರಿಕೆ ಮಾಡುವುದು ಕೂಡಾ ಅಗತ್ಯವಾಗಿರುತ್ತದೆ. ಸಾಮಾನ್ಯವಾಗಿ ಸಾಮಾನ್ಯವಾಗಿ

